

**ADVANCED SUBSIDIARY GCE  
MATHEMATICS (MEI)**

Decision Mathematics 1

**4771**

**QUESTION PAPER**

Candidates answer on the printed answer book.

**OCR supplied materials:**


- Printed answer book 4771
- MEI Examination Formulae and Tables (MF2)

**Other materials required:**

- Scientific or graphical calculator

**Wednesday 22 June 2011  
Morning**

**Duration: 1 hour 30 minutes**



**INSTRUCTIONS TO CANDIDATES**

These instructions are the same on the printed answer book and the question paper.

- The question paper will be found in the centre of the printed answer book.
- Write your name, centre number and candidate number in the spaces provided on the printed answer book. Please write clearly and in capital letters.
- **Write your answer to each question in the space provided in the printed answer book.** Additional paper may be used if necessary but you must clearly show your candidate number, centre number and question number(s).
- Use black ink. Pencil may be used for graphs and diagrams only.
- Read each question carefully. Make sure you know what you have to do before starting your answer.
- Answer **all** the questions.
- Do **not** write in the bar codes.
- You are permitted to use a graphical calculator in this paper.
- Final answers should be given to a degree of accuracy appropriate to the context.

**INFORMATION FOR CANDIDATES**

This information is the same on the printed answer book and the question paper.

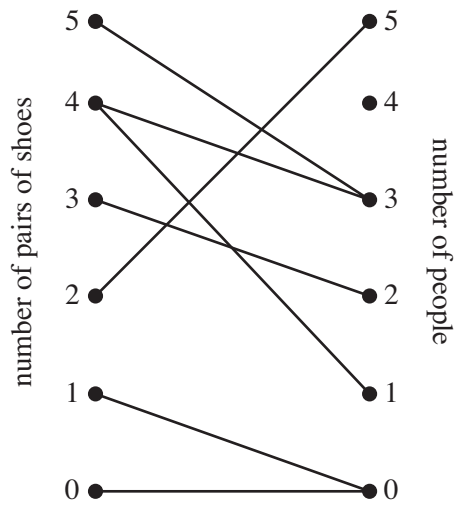
- The number of marks is given in brackets [ ] at the end of each question or part question on the question paper.
- You are advised that an answer may receive **no marks** unless you show sufficient detail of the working to indicate that a correct method is being used.
- The total number of marks for this paper is **72**.
- The printed answer book consists of **12** pages. The question paper consists of **8** pages. Any blank pages are indicated.

**INSTRUCTIONS TO EXAMS OFFICER/INVIGILATOR**

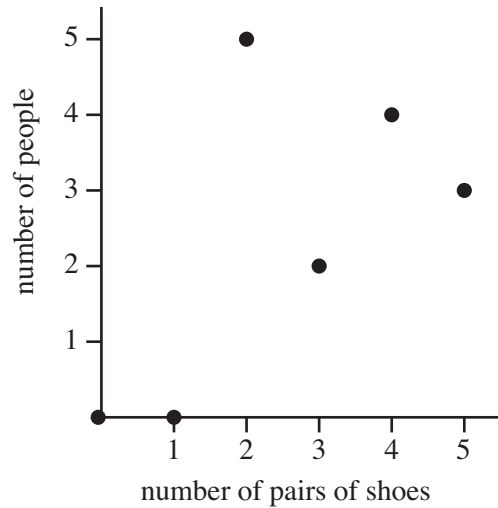
- Do not send this question paper for marking; it should be retained in the centre or destroyed.

## Section A (24 marks)

- 1 Two students draw graphs to represent the numbers of pairs of shoes owned by members of their class. Andrew produces a bipartite graph, but gets it wrong. Barbara produces a completely correct frequency graph. Their graphs are shown below.



Andrew's graph



Barbara's graph

- (i) Draw a correct bipartite graph. [3]
- (ii) How many people are in the class? [1]
- (iii) How many pairs of shoes in total are owned by members of the class? [2]
- (iv) Which points on Barbara's graph may be deleted without losing any information? [1]

Charles produces the same frequency graph as Barbara, but joins consecutive points with straight lines.

- (v) Criticise Charles's graph. [1]

- 2 The algorithm gives a method for drawing two straight lines, if certain conditions are met.

Start with the equations of the two straight lines

Line 1 is  $ax + by = c$ ,  $a, b, c > 0$

Line 2 is  $dx + ey = f$ ,  $d, e, f > 0$

Let  $X = \text{minimum of } \frac{c}{a} \text{ and } \frac{f}{d}$

Let  $Y = \text{minimum of } \frac{c}{b} \text{ and } \frac{f}{e}$

If  $X = \frac{c}{a}$  then  $X^* = \frac{c - bY}{a}$  and  $Y^* = \frac{f - dX}{e}$

If  $X = \frac{f}{d}$  then  $X^* = \frac{f - eY}{d}$  and  $Y^* = \frac{c - aX}{b}$

Draw an  $x$ -axis labelled from 0 to  $X$ , and a  $y$ -axis labelled from 0 to  $Y$

Join  $(0, Y)$  to  $(X, Y^*)$  with a straight line

Join  $(X^*, Y)$  to  $(X, 0)$  with a straight line

- (i) Apply the algorithm with  $a = 1, b = 5, c = 25, d = 10, e = 2, f = 85$ . [7]
- (ii) Why might this algorithm be useful in an LP question? [1]

- 3 John has a standard die in his pocket (ie a cube with its six faces labelled from 1 to 6).

- (i) Describe how John can use the die to obtain realisations of the random variable  $X$ , defined below.

$x$	1	2	3
Probability( $X = x$ )	$\frac{1}{2}$	$\frac{1}{6}$	$\frac{1}{3}$

[3]

- (ii) Describe how John can use the die to obtain realisations of the random variable  $Y$ , defined below.

$y$	1	2	3
Probability( $Y = y$ )	$\frac{1}{2}$	$\frac{1}{4}$	$\frac{1}{4}$

[3]

- (iii) John attempts to use the die to obtain a realisation of a uniformly distributed 2-digit random number. He throws the die 20 times. Each time he records one less than the number showing. He then adds together his 20 recorded numbers.

Criticise John's methodology.

[2]

**Section B** (48 marks)

**4** An eco-village is to be constructed consisting of large houses and standard houses.

Each large house has 4 bedrooms, needs a plot size of  $200\text{ m}^2$  and costs £60 000 to build.

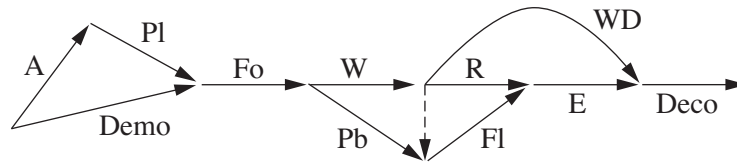
Each standard house has 3 bedrooms, needs a plot size of  $120\text{ m}^2$  and costs £50 000 to build.

The area of land available for houses is  $120\,000\text{ m}^2$ . The project has been allocated a construction budget of £42.4 million.

The market will not sustain more than half as many large houses as standard houses. So, for instance, if there are 500 standard houses then there must be no more than 250 large houses.

- (i) Define two variables so that the three constraints can be formulated in terms of your variables. Formulate the three constraints in terms of your variables. [5]
- (ii) Graph your three inequalities from part (i), indicating the feasible region. [4]
- (iii) Find the maximum number of bedrooms which can be provided, and the corresponding numbers of each type of house. [2]
- (iv) Modify your solution if the construction budget is increased to £45 million. [5]

- 5 The activity network and table together show the tasks involved in constructing a house extension, their durations and precedences.



Activity	Description	Duration (days)
A	Architect produces plans	10
PI	Obtain planning permission	14
Demo	Demolish existing structure	3
Fo	Excavate foundations	4
W	Build walls	3
Pb	Install plumbing	2
R	Construct roof	3
Fl	Lay floor	2
E	Fit electrics	2
WD	Install windows and doors	1
Deco	Decorate	5

- (i) Show the immediate predecessors for each activity. [2]
- (ii) Perform a forward pass and a backward pass to find the early time and the late time for each event. [4]
- (iii) Give the critical activities, the project duration, and the total float for each activity. [4]
- (iv) The activity network includes one dummy activity. Explain why this dummy activity is needed. [2]

Whilst the foundations are being dug the customer negotiates the installation of a decorative corbel. This will take one day. It must be done after the walls have been built, and before the roof is constructed. The windows and doors cannot be installed until it is completed. It will not have any effect on the construction of the floor.

- (v) Redraw the activity network incorporating this extra activity. [3]
- (vi) Find the revised critical activities and the revised project duration. [1]

- 6 The table shows the distances in miles, where direct rail connections are possible, between 11 cities in a country. The government is proposing to construct a high-speed rail network to connect the cities.

	P	S	F	Ln	Br	Nr	Bm	Ld	Nc	Lv	M
P	–	150	–	240	125	–	–	–	–	–	–
S	150	–	150	80	105	–	135	–	–	–	–
F	–	150	–	80	–	–	–	–	–	–	–
Ln	240	80	80	–	120	115	120	–	–	–	–
Br	125	105	–	120	–	230	90	–	–	–	–
Nr	–	–	–	115	230	–	160	175	255	–	–
Bm	–	135	–	120	90	160	–	120	–	–	90
Ld	–	–	–	–	–	175	120	–	210	100	90
Nc	–	–	–	–	–	255	–	210	–	175	–
Lv	–	–	–	–	–	–	–	100	175	–	35
M	–	–	–	–	–	–	90	90	–	35	–

- (i) Use the tabular form of Prim's algorithm, starting at vertex P, to find a minimum connector for the network. Draw your minimum connector and give its total length. [6]
- (ii) Give one advantage and two disadvantages of constructing a rail network using only the arcs of a minimum connector. [3]
- (iii) Use Dijkstra's algorithm on the diagram in the Printed Answer Book, to find the shortest route and distance from P to Nr in the original network. [6]
- (iv) Give the shortest distance from P to Nr using only arcs in your minimum connector. [1]

**BLANK PAGE**

**Copyright Information**

OCR is committed to seeking permission to reproduce all third-party content that it uses in its assessment materials. OCR has attempted to identify and contact all copyright holders whose work is used in this paper. To avoid the issue of disclosure of answer-related information to candidates, all copyright acknowledgements are reproduced in the OCR Copyright Acknowledgements Booklet. This is produced for each series of examinations and is freely available to download from our public website ([www.ocr.org.uk](http://www.ocr.org.uk)) after the live examination series.

If OCR has unwittingly failed to correctly acknowledge or clear any third-party content in this assessment material, OCR will be happy to correct its mistake at the earliest possible opportunity.

For queries or further information please contact the Copyright Team, First Floor, 9 Hills Road, Cambridge CB2 1GE.

OCR is part of the Cambridge Assessment Group; Cambridge Assessment is the brand name of University of Cambridge Local Examinations Syndicate (UCLES), which is itself a department of the University of Cambridge.