

1)

$$|3x - 2| = x$$

Either $3x - 2 = x$
 $3x - x = 2$
 $2x = 2$
 $x = 1$

or $-3x + 2 = x$
 $-3x - x = -2$
 $-4x = -2$
 $x = \frac{1}{2}$

2)

$$\int_0^{\frac{\pi}{6}} x \sin 2x \, dx$$

Let $u = x$ Let $\frac{dv}{dx} = \sin 2x$
 $\Rightarrow \frac{du}{dx} = 1$ $\Rightarrow v = -\frac{1}{2} \cos 2x$

$$\int u \frac{dv}{dx} = uv - \int v \frac{du}{dx}$$

$$\int_0^{\frac{\pi}{6}} x \sin 2x \, dx = \left[-\frac{1}{2} x \cos 2x \right]_0^{\frac{\pi}{6}} + \int_0^{\frac{\pi}{6}} \frac{1}{2} \cos 2x \, dx$$

$$= \left[-\frac{1}{2} x \cos 2x \right]_0^{\frac{\pi}{6}} + \left[\frac{1}{4} \sin 2x \right]_0^{\frac{\pi}{6}}$$

$$= \left(-\frac{\pi}{12} \cos \frac{\pi}{3} - -0 \right) + \left(\frac{1}{4} \sin \frac{\pi}{3} - 0 \right)$$

$$= -\frac{\pi}{24} + \frac{\sqrt{3}}{8}$$

$$= -\frac{\pi}{24} + \frac{3\sqrt{3}}{24}$$

$$= \frac{3\sqrt{3} - \pi}{24}$$

3)

$$y = \sin^{-1}(x-1) \quad 0 \leq x \leq 2$$

$$\sin y = x - 1$$

$$x = 1 + \sin y$$

$$\frac{dx}{dy} = \cos y$$

3ii)

When $x = 1.5$

$$y = \sin^{-1}(1.5 - 1)$$

$$y = \sin^{-1}(0.5) = \frac{\pi}{6}$$

At point $(1.5, \frac{\pi}{6})$

$$\frac{dx}{dy} = \cos y = \cos \frac{\pi}{6} = \frac{\sqrt{3}}{2}$$

$$\therefore \frac{dy}{dx} = \frac{2}{\sqrt{3}} = \frac{2\sqrt{3}}{3}$$

4)

$$V = \frac{1}{3} \pi h^2 (3 - h)$$

$$i) \quad V = \pi h^2 - \frac{1}{3} \pi h^3$$

$$\frac{dV}{dh} = 2\pi h - \pi h^2$$

$$= \pi h(2 - h)$$

ii)

$$\frac{dV}{dt} = 0.02 \, \text{m}^3 \, \text{min}^{-1}$$

4 ii) cont) $\frac{dh}{dt} = \frac{dh}{dv} \frac{dv}{dt}$

$$= \frac{dv}{dt} / \frac{dv}{dh}$$

$$\frac{dh}{dt} = \frac{0.02}{\pi h(2-h)}$$

When $h = 0.4$

$$\frac{dh}{dt} = \frac{0.02}{\pi \times 0.4(1.6)}$$

$$\frac{dh}{dt} = 0.00995 \text{ m per min}$$

to 3 s.f.

5) i) $(2t)^2 + (t^2-1)^2$

$$= 4t^2 + t^4 - 2t^2 + 1$$

$$= t^4 + 2t^2 + 1 = (t^2+1)^2$$

$\therefore 2t, t^2-1$ and t^2+1 form a Pythagorean triple for an integer $t > 1$

Sii) $20^2 + 21^2 = 841$

$$\sqrt{841} = 29$$

Third integer = 29

20, 21, 29

Since $(t^2+1) - (t^2-1) = 2$

triples of the type in

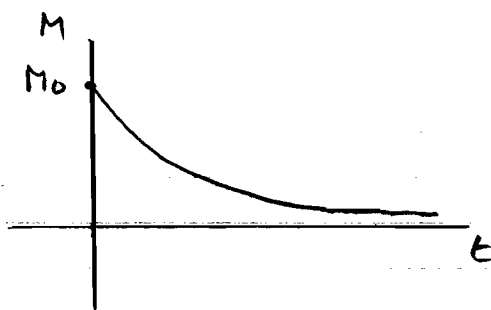
part (i) must have two integers a distance of 2 apart.

20, 21, 29

do not have two integers a distance 2 apart and so represent a Pythagorean triple which cannot be written in that form.

6)

i) $M = M_0 e^{-kt}$



ii)

$$M = M_0 e^{-0.000121 \times 5730}$$

$$M = M_0 \times 0.4999$$

$$\therefore M \approx \frac{1}{2} M_0$$

iii)

For half-life T

$$M = \frac{1}{2} M_0$$

$$\Rightarrow e^{-kT} = \frac{1}{2}$$

$$\ln(e^{-kT}) = \ln\left(\frac{1}{2}\right)$$

$$-kT = -\ln 2$$

$$T = \frac{-\ln 2}{-k}$$

$$T = \frac{\ln 2}{k}$$

$$6iv) \quad T = \frac{\ln 2}{2.88 \times 10^{-5}}$$

$$= 24068 \text{ years}$$

$$7) \quad i) \quad y = \frac{x^2 + 3}{x-1}$$

Asymptote $x = 1$

$$ii) \quad \frac{dy}{dx} = \frac{(x-1) \times 2x - (x^2+3) \times 1}{(x-1)^2}$$

$$\frac{dy}{dx} = \frac{2x^2 - 2x - x^2 - 3}{(x-1)^2}$$

$$\frac{dy}{dx} = \frac{x^2 - 2x - 3}{(x-1)^2}$$

$$\frac{dy}{dx} = \frac{(x-3)(x+1)}{(x-1)^2}$$

At t.p. $\frac{dy}{dx} = 0$

$$\Rightarrow x = 3 \text{ or } x = -1$$

From graph P is point where $x = 3$

$$y = \frac{3^2 + 3}{3-1} = \frac{12}{2} = 6$$

P is point (3, 6)

$$iii) \quad \text{Area} = \int_2^3 y \, dx$$

$$= \int_2^3 \frac{x^2 + 3}{x-1} \, dx$$

Let $u = x - 1$ then $x = u + 1$

$$\frac{du}{dx} = 1$$

$$du = dx$$

When $x = 3$, $u = 2$

when $x = 2$, $u = 1$

$$\int_2^3 \frac{x^2 + 3}{x-1} \, dx = \int_1^2 \left(\frac{(u+1)^2 + 3}{u} \right) du$$

$$= \int_1^2 \left(\frac{u^2 + 2u + 1 + 3}{u} \right) du$$

$$= \int_1^2 \left(u + 2 + \frac{4}{u} \right) du$$

$$= \left[\frac{u^2}{2} + 2u + 4 \ln u \right]_1^2$$

$$= \left(\frac{2^2}{2} + 2(2) + 4 \ln 2 \right) - \left(\frac{1^2}{2} + 2 + 4 \right)$$

$$= 2 + 4 + 4 \ln 2 - \frac{5}{2}$$

$$= \frac{7}{2} + 4 \ln 2$$

$$iv) \quad e^y = \frac{x^2 + 3}{x-1}$$

$$e^y \frac{dy}{dx} = \frac{(x-3)(x+1)}{(x-1)^2}$$

$$\frac{dy}{dx} = \frac{(x-3)(x+1)}{e^y (x-1)^2}$$

$$7iv) \text{ (cont)} \quad \frac{dy}{dx} = \frac{(x-3)(x+1)}{\left(\frac{x^2+3}{x-1}\right)(x-1)^2}$$

$$\frac{dy}{dx} = \frac{(x-3)(x+1)}{(x^2+3)(x-1)}$$

when $x = 2$

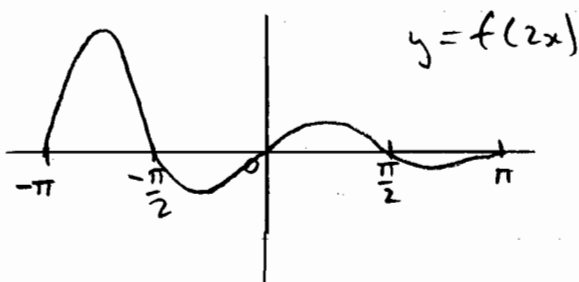
$$\begin{aligned} \frac{dy}{dx} &= \frac{(2-3)(2+1)}{(4+3)(2-1)} \\ &= \frac{-1 \times 3}{7 \times 1} = -\frac{3}{7} \end{aligned}$$

8)

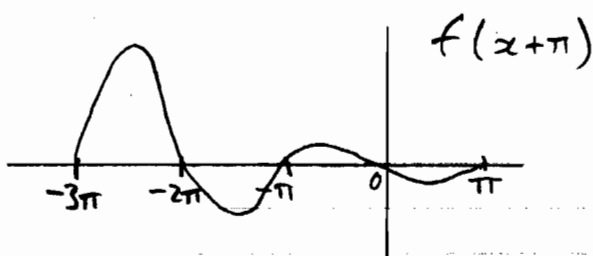
$$y = f(x) = e^{-\frac{x}{5}} \sin x$$

i)

A)



B)



ii)

$$\begin{aligned} \frac{dy}{dx} &= e^{-\frac{x}{5}} \cos x - \frac{1}{5} e^{-\frac{x}{5}} \sin x \\ &= e^{-\frac{x}{5}} \left(\cos x - \frac{1}{5} \sin x \right) \end{aligned}$$

$$\text{At t.p. } \frac{dy}{dx} = 0$$

$$\Rightarrow \cos x - \frac{1}{5} \sin x = 0$$

$$\cos x = \frac{1}{5} \sin x$$

$$5 \cos x = \sin x$$

$$5 = \frac{\sin x}{\cos x} = \tan x$$

$$\therefore \tan x = 5$$

$$x = 1.3734$$

$$\begin{aligned} y &= e^{-\frac{1.3734}{5}} \sin(1.3734) \\ &= 0.7451 \end{aligned}$$

P is point (1.373, 0.745)

iii)

$$\begin{aligned} f(x+\pi) &= e^{-\frac{(x+\pi)}{5}} \sin(x+\pi) \\ &= e^{-\frac{\pi}{5}} e^{-\frac{x}{5}} \times (-\sin x) \\ &= -e^{-\frac{\pi}{5}} f(x) \end{aligned}$$

Let $u = x - \pi$ then $x = u + \pi$

$$\begin{aligned} \frac{du}{dx} &= 1 \\ du &= dx \end{aligned}$$

$$\begin{aligned} \text{When } x = 2\pi, u &= \pi \\ \text{When } x = \pi, u &= 0 \end{aligned}$$

$$\int_{\pi}^{2\pi} f(x) dx = \int_0^{\pi} f(u+\pi) du$$

$$= -e^{-\frac{\pi}{5}} \int_0^{\pi} f(u) du$$

The area enclosed by a loop of the curve and the x -axis is the area of the previous one multiplied by $e^{-\frac{\pi}{5}}$. The minus signs indicate that loops alternate above and below the axis.