

i) On point of sliding

$$P = F = \mu R = 0.7 \times 4g$$

$$P = 27.44 \text{ N}$$

$$P = 27.4 \text{ N}$$

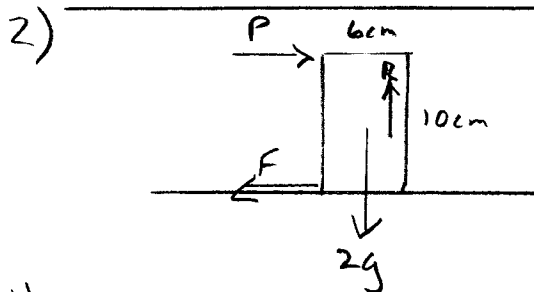
ii) On point of toppling R acts through point A.

Moments about A

$$P \times 0.4 = 4g \times 0.35$$

$$P = \frac{4g \times 0.35}{0.4} = 34.3 \text{ N}$$

iii) Block slides since 27.4 N is reached before 34.3 N



i) On point of sliding

$$P = F = \mu R = \mu \times 2g$$

$$\therefore P = 2g\mu$$

ii) If on point of toppling about A, then R acts through A.

Moments about A

$$P \times 0.1 = 2g \times 0.03$$

$$\Rightarrow P = \frac{2g \times 0.03}{0.1}$$

$$P = 0.6g = 5.88 \text{ N}$$

iii)

For sliding $2g\mu < 0.6g$

$$\Rightarrow \mu < \frac{0.6g}{2g}$$

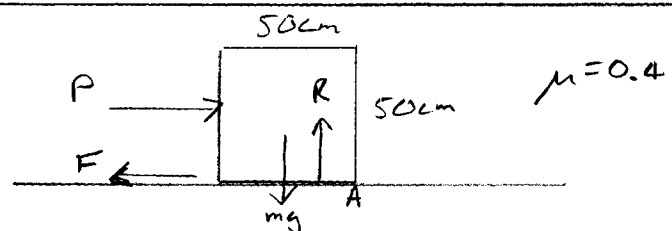
$$\Rightarrow \mu < 0.3$$

iv)

For toppling $0.6g < 2g\mu$

$$\Rightarrow \mu > 0.3$$

3)



For sliding $P = F = \mu R$

$$P = 0.4mg$$

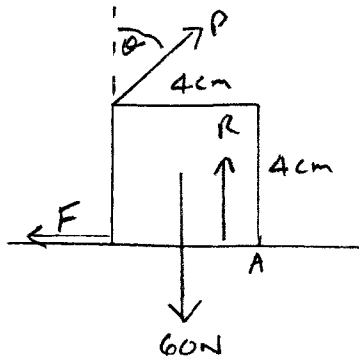
For toppling R acts through A

$$P \times 0.25 = mg \times 0.25$$

$$\Rightarrow P = mg$$

Cube will slide since $0.4mg < mg$

4)



$\mu = 0.4$

i) a) $\theta = 60^\circ$

On point of sliding

$$P \sin \theta = F = \mu R$$

$$= \mu (60 - P \cos \theta)$$

$$P \sin \theta = 0.4 (60 - P \cos \theta)$$

$$P \sin \theta = 24 - 0.4 P \cos \theta$$

$$P (\sin \theta + 0.4 \cos \theta) = 24$$

$$P = \frac{24}{\sin \theta + 0.4 \cos \theta}$$

$\theta = 60^\circ$

$$P = \frac{24}{\sin 60 + 0.4 \cos 60}$$

$$P = 22.5 \text{ N}$$

b)

$\theta = 80^\circ$

$$P = \frac{24}{\sin 80 + 0.4 \cos 80}$$

$$P = 22.8 \text{ N}$$

ii) On point of toppling R acts through A

Moments about A

Resolve P vertically and horizontally

$$P \cos \theta \times 0.04 + P \sin \theta \times 0.04 = 60 \times 0.02$$

$$P = \frac{60 \times 0.02}{0.04 (\sin \theta + \cos \theta)}$$

a) When $\theta = 60^\circ$

$$P = \frac{60 \times 0.02}{0.04 (\sin 60 + \cos 60)}$$

$$P = 22.0 \text{ N}$$

b) When $\theta = 80^\circ$

$$P = \frac{60 \times 0.02}{0.04 (\sin 80 + \cos 80)}$$

$$P = 25.9 \text{ N}$$

iii)

a) When $\theta = 60^\circ$

Cube topples since $22.0 < 22.5$

b) when $\theta = 80^\circ$

Cube slides since $22.8 < 25.9$

Both topple and slide when

$$P = \frac{24}{\sin \theta + 0.4 \cos \theta} = \frac{60 \times 0.02}{0.04 (\sin \theta + \cos \theta)}$$

$$\frac{24}{\sin \theta + 0.4 \cos \theta} = \frac{30}{\sin \theta + \cos \theta}$$

4iii) cont) $24 \sin \theta + 24 \cos \theta = 30 \sin \theta + 12 \cos \theta$

$24 \cos \theta - 12 \cos \theta = 30 \sin \theta - 24 \sin \theta$

$12 \cos \theta = 6 \sin \theta$

$\frac{12}{6} = \frac{\sin \theta}{\cos \theta} = \tan \theta$

$\Rightarrow \tan \theta = 2$

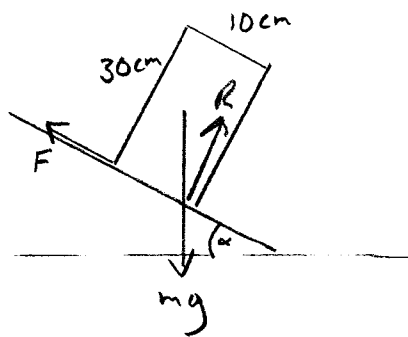
$\Rightarrow \theta = \tan^{-1} 2 = 63.4^\circ$

For this value

$P = \frac{30}{\sin 63.43^\circ + \cos 63.43^\circ}$

$P = 22.4 \text{ N}$

5)



At point of sliding

$mg \sin \alpha = F = \mu R$

$mg \sin \alpha = \mu mg \cos \alpha$

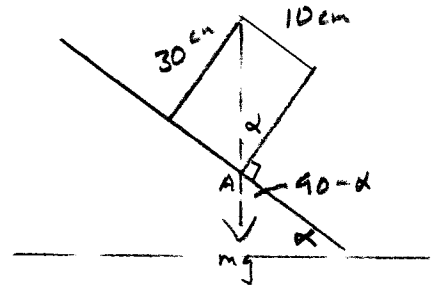
$\frac{mg \sin \alpha}{mg \cos \alpha} = \mu$

$\mu = \tan \alpha$

$\alpha = \tan^{-1}(0.25)$

$\alpha = 14.0^\circ$

ii) At point of toppling



Weight acts through pivot point A

$\tan \alpha = \frac{10}{30}$

$\alpha = \tan^{-1}\left(\frac{1}{3}\right) = 18.4^\circ$

iii) Slides first since $14.0^\circ < 18.4^\circ$

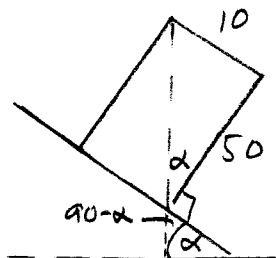
6)

i) a) least likely to topple with 50cm x 20cm on slope

b) most likely to topple with 10cm x 20cm on slope

ii) Not at all if faces identical

iii)

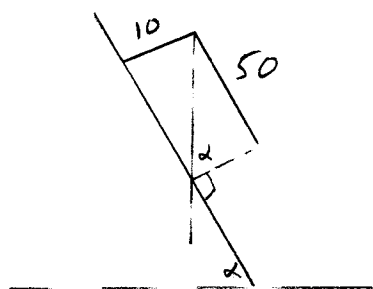


Would topple if

$\alpha > \tan^{-1}\left(\frac{10}{50}\right) = 11.3^\circ$

To ensure sliding, must have

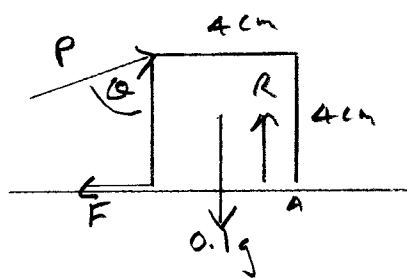
$\mu < \tan 11.3^\circ = \frac{1}{5}$



For toppling $\alpha = \tan^{-1} 5$
 $\alpha = 78.7^\circ$

\therefore we require $\mu > 5$
 for toppling

7)



$\mu = 0.3$

At point of sliding

$$P \sin \theta = F = \mu R$$

$$P \sin \theta = \mu (0.1g - P \cos \theta)$$

$$P \sin \theta + 0.3P \cos \theta = 0.03 \times 9.8$$

$$P = \frac{0.03 \times 9.8}{\sin \theta + 0.3 \cos \theta}$$

When $\theta = 45^\circ$

$$P = \frac{0.03 \times 9.8}{\sin 45^\circ + 0.3 \cos 45^\circ}$$

$$P = 0.3198 \text{ N}$$

at point of sliding

Since we are given $P = 0.3 \text{ N}$,
 cube does not slide

At point of toppling R acts through A

Moments about A

$$P \sin \theta \times 0.04 + P \cos \theta \times 0.04 = 0.1g \times 0.02$$

$$P = \frac{0.1g \times 0.02}{0.04 (\sin \theta + \cos \theta)}$$

$$P = \frac{0.05 \times 9.8}{\sin \theta + \cos \theta}$$

When $\theta = 45^\circ$

$$P = 0.3465 \text{ N}$$

Since we are given $P = 0.3 \text{ N}$
 cube does not topple

\therefore cube remains stationary

ii)

If $\theta = 15^\circ$

For sliding $P = \frac{0.3 \times 9.8}{\sin 15^\circ + 0.3 \cos 15^\circ}$

$$P = 5.359 \text{ N}$$

Given $P = 0.45$ \therefore no sliding

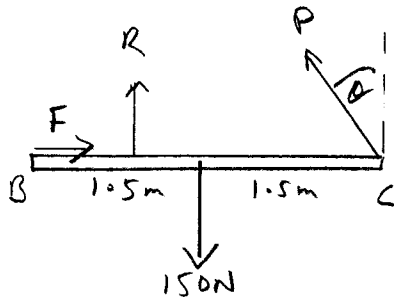
For toppling $P = \frac{0.05 \times 9.8}{\sin 15^\circ + \cos 15^\circ}$

$$P = 0.400 \text{ N}$$

Given that $P = 0.45 \text{ N}$

\therefore cube topples

8)



On point of sliding

i) Resolve vertically

$$R + P \cos \theta = 150 \text{ N}$$

$$R = (150 - P \cos \theta) \text{ N}$$

ii) On point of sliding

$$P \sin \theta = F = \mu R$$

$$P \sin \theta = \mu (150 - P \cos \theta)$$

$$P \sin \theta = 150 \mu - \mu P \cos \theta$$

$$P \sin \theta + \mu P \cos \theta = 150 \mu$$

$$P (\sin \theta + \mu \cos \theta) = 150 \mu$$

$$P = \frac{150 \mu}{(\sin \theta + \mu \cos \theta)}$$

iii) On point of turning:
Normal reaction acts vertically through a point on edge AB

iv) Moments about B

$$P \cos \theta \times 3 = 150 \times 1.5$$

$$P = \frac{150 \times 1.5}{3 \cos \theta} = \frac{75}{\cos \theta}$$

v) Slides before toppling

$$\Rightarrow \frac{150 \mu}{\sin \theta + \mu \cos \theta} < \frac{75}{\cos \theta}$$

$$150 \mu \cos \theta < 75 \sin \theta + 75 \mu \cos \theta$$

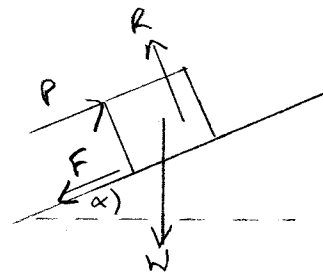
$$150 \mu \cos \theta - 75 \mu \cos \theta < 75 \sin \theta$$

$$75 \mu \cos \theta < 75 \sin \theta$$

$$\mu < \frac{75 \sin \theta}{75 \cos \theta}$$

$$\Rightarrow \mu < \tan \theta$$

9)



i) Resolving \perp to slope

$$R = W \cos \alpha$$

ii) Will slip when $P > W \sin \alpha + F_{\max}$

$$P > W \sin \alpha + \mu R$$

$$P > W \sin \alpha + \mu W \cos \alpha$$

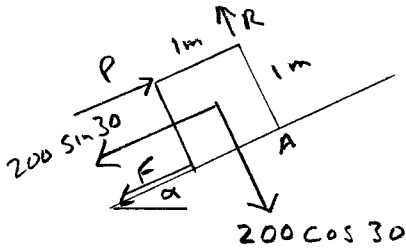
if $W = 200 \text{ N}$ and $\alpha = 30^\circ$

$$\text{Slip if } P > 200 (\sin 30 + \mu \cos 30)$$

$$P > 200 \left(\frac{1}{2} + \mu \frac{\sqrt{3}}{2} \right)$$

$$P > 100 (1 + \sqrt{3} \mu)$$

9 iii)



On point of turning R acts through a point on AB

Resolve weight parallel and \perp to slope

Then moment of weight about line AB

$$= 200 \sin 30 \times 0.5 + 200 \cos 30 \times 0.5$$

$$= 100 (\sin 30 + \cos 30)$$

$$= 136.6 \text{ Nm}$$

Will turn when

$$P \times 1 > 136.6 \text{ Nm}$$

$$\Rightarrow P > 136.6 \text{ N}$$

9 iv)

For no topple $P < 136.6 \text{ N}$

To slip $P > 100 (1 + \sqrt{3}\mu)$

$$\therefore 100 (1 + \sqrt{3}\mu) < 136.6$$

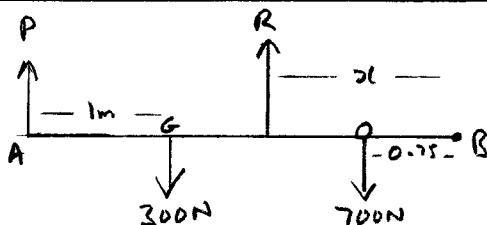
$$1 + \sqrt{3}\mu < 1.366$$

$$\sqrt{3}\mu < 0.366$$

$$\mu < 0.211$$

10)

i)



Moments about B

$$P \times 3 + R \times 2 = 300 \times 2 + 700 \times 0.75$$

$$3P + R \times 2 = 1125 \quad \text{Nm} \quad \text{①}$$

Resolving vertically

$$P + R = 300 + 700$$

$$\Rightarrow P = 1000 - R$$

From ① $R = \frac{1125 - 3P}{2}$

so $P = 1000 - \frac{(1125 - 3P)}{2}$

$$\Rightarrow P \times 2 = 1000 \times 2 - 1125 + 3P$$

$$\Rightarrow 1125 - 1000 \times 2 = 3P - P \times 2$$

$$\Rightarrow 1125 - 1000 \times 2 = P(3 - 2)$$

$$\Rightarrow P = \frac{1125 - 1000 \times 2}{3 - 2}$$

$$= P = \frac{125(9 - 8 \times 2)}{3 - 2}$$

10 ii)

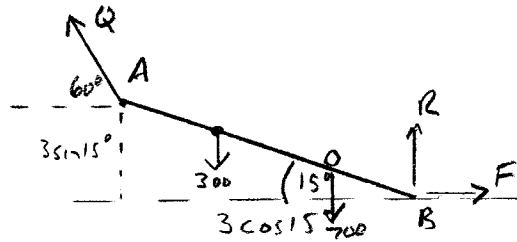
At point of turning R acts through B $\therefore x = 0$

Moments about B

$$3P + 0 = 1125$$

$$P = 375 \text{ N}$$

10iii)



Taking moments about B with Q resolved vertically and horizontally

$$300 \times 2 \cos 15^\circ + 700 \times 0.75 \cos 15^\circ$$

$$+ Q \cos 60 \times 3 \sin 15^\circ = Q \sin 60 \times 3 \cos 15^\circ$$

$$1086.67 = Q (\sin 60 \times 3 \cos 15^\circ - \cos 60 \times 3 \sin 15^\circ)$$

$$\Rightarrow Q = \frac{1086.67}{(\sin 60 \times 3 \cos 15^\circ - \cos 60 \times 3 \sin 15^\circ)}$$

$$Q = 512.26 \text{ N}$$

$$Q \approx 512 \text{ N}$$

On point of slipping so

$$F = \mu R = Q \cos 60$$

$$\Rightarrow \mu = \frac{512.26 \times \cos 60}{R}$$

$$\text{But } R = 1000 - Q \sin 60$$

$$\therefore \mu = \frac{512.26 \times \cos 60}{1000 - 512.26 \sin 60}$$

$$\mu = 0.460$$

||